

**MONTHLY REPORT OF DISBURSEMENTS**  
For the Month of December 2018

Department:: DEPARTMENT OF NATIONAL DEFENSE  
Agency : GENERAL HEADQUARTERS, AFP  
Fund : TRUST RECEIPTS (07 3 08 602)


PARTICULARS (1)	CURRENT YEAR BUDGET				DR YEAR'S OBLIGATION				TRUST LIABILITIES				Other (5)	TOTAL				REMARKS
	P S	MOOE	CO	TOTAL	PS	MOOE	CO	DT	PS	MOOE	CO	TOTAL		P S	MOOE	CO	TOTAL	
	(2)				(3)				(4)					(6)				
NOTICE OF CASH ALLOCATION : MDS CHECKS ISSUED																		
TRUST RECEIPT		1,178,000.00	16,303,959.44	17,481,959.44							-	-			1,178,000.00	16,303,959.44	17,481,959.44	
TOTAL		1,178,000.00	16,303,959.44	17,481,959.44							-	-			1,178,000.00	16,303,959.44	17,481,959.44	-

**SUMMARY:**


	<u>Previous Report</u>	<u>This Month(Nov)</u>	<u>As of Date</u>
Total Disbursement Authorities Received			
NCA	471,246,446.00	575,000.00	471,821,446.00
NCA BMB-D-18-0026985	575,000.00		
Working Fund			
Less: Notice of Transfer Allocations (NTA)* issued	99,769,764.00	476,874.92	100,246,638.92
<b>Total Disbursements Authorities Available</b>	371,476,682.00	98,125.08	371,574,807.08
Less: Lapsed NCA	-	-	-
Disbursements *	180,407,052.33	17,481,959.44	197,889,011.77
<b>Balance of Disbursements Authorities as of to date</b>	191,069,629.67	(17,383,834.36)	173,685,795.31

	<u>Previous Report</u>	<u>This Month(Sep)</u>	<u>As of Date</u>
Total Disbursements Program	371,476,682.00	98,125.08	371,574,807.08
Less: * Actual Disbursements	180,407,052.33	17,481,959.44	197,889,011.77
(Over)/Under spending	191,069,629.67	(17,383,834.36)	173,685,795.31

Certified Correct:

  
NILO B. ABAIGAR, MBA, DPA  
Chief, AFP Accounting Center

Approved By:

  
SALVADOR MELCHOR B MISON JR  
Lieutenant General AFP  
Vice Chief of Staff, AFP

**MONTHLY REPORT OF DISBURSEMENTS**  
For the month of December 2018

FAR No. 4


Department : DEPARTMENT OF NATIONAL DEFENSE  
Agency : GENERAL HEADQUARTERS, AFP  
Organization Code (UACS) : 17 010 17 0001  
Funding Source Code (as clustered): MODERNIZATION (03 1 04 357)  
(e.g. Old Fund Code: 101,102, 151)

PARTICULARS	CURRENT YEAR BUDGET					PRIOR YEAR'S BUDGET											SUB-TOTAL	GRAND TOTAL					Remarks
	PS	MOOE	Fin. Exp	CO	TOTAL	PRIOR YEAR'S ACCOUNTS PAYABLE					CURRENT YEAR'S ACCOUNTS PAYABLE					TOTAL		PS	MOOE	Fin. Exp	CO	TOTAL	
						PS	MOOE	Fin. Exp	CO	Sub-Total	PS	MOOE	Fin. Exp	CO	Sub-Total								
1	2	3	4	5	6= (2+ 3+4+5)	7	8	9	10	11= (7+ 8+9+10)	12	13	14	15	16= (12+ 13+14+15)	17=(11+16)	18=(6+ 17)	23	24	25	26	27=(23+24+25+26 )	28
Notice of Cash Allocation (NCA)				49,440,645.00	49,440,645.00				304,715.00	304,715.00				228,130,000.00	228,130,000.00	228,434,715.00							
MDS Checks Issued				49,440,645.00	49,440,645.00	-	-	-	304,715.00	304,715.00	-	-	-	228,130,000.00	228,130,000.00	228,434,715.00	-	-	-	277,875,360.00	277,875,360.00		
TOTAL		-	-															-	-	-	277,875,360.00	277,875,360.00	

**SUMMARY:**

	Previous Report	This month (Dec)	As of Date
Total Disbursement Authorities Received			
NCA	1,755,064,752.00		1,755,064,752.00
NTA	14,770,483,703.00	49,745,360.00	14,820,229,063.00
Working Fund			-
TRA	9,460,714.26		9,460,714.26
CDC			-
NCAA			-
Others (CDT, BTr Docs Stamp, etc.)			-
Less: Notice of Transfer Allocations (NTA)* issued			-
Total Disbursements Authorities Available	16,535,009,169.26	49,745,360.00	16,584,754,529.26
Less: Lapsed NCA Disbursements *	16,306,879,169.26	277,875,360.00	16,584,754,529.26
Balance of Disbursements Authorities as of to date	228,130,000.00	(228,130,000.00)	-

	Previous Report	This month (Dec)	As of Date
Total Disbursements Program	16,535,009,169	49,745,360.00	16,584,754,529.26
Less: * Actual Disbursements	16,306,879,169	277,875,360.00	16,584,754,529.26
(Over)/Under spending	228,130,000	(228,130,000.00)	-

Certified Correct:  
  
NILO B. ABAIGAR, DPA  
Chief, AFP Accounting Center

Approved By:  
  
LTGEN SALVADOR MELCHOR B MISON JR AFP  
Vice Chief of Staff, AFP

## MONTHLY REPORT OF DISBURSEMENTS

For the Month of December 2018

Department: : DEPARTMENT OF NATIONAL DEFENSE  
 Agency : GENERAL HEADQUARTERS, AFP  
 Fund : PENSION (01 1 01 407)

PARTICULARS  (1)	CURRENT YEAR BUDGET				PRIOR YEAR'S OBLIGATIONS				TOTAL			REMARKS	
	P S	MOOE	CO	TOTAL	PS	MOOE	CO	TOTAL	P S	MOOE	CO		TOTAL
	(2)				(3)				(6)				
NOTICE OF CASH ALLOCATION :													Based on OBR issued since DVs abstract is not yet
MDS CHECKS ISSUED	-	-	-	-									
ADVICE TO DEBIT ACCOUNT	3,879,271,250.78			3,879,271,250.78	-			-	3,879,271,250.78	-		3,879,271,250.78	
TOTAL	3,879,271,250.78	-	-	3,879,271,250.78	-	-		-	3,879,271,250.78	-		3,879,271,250.78	

## SUMMARY:

	Previous Report	This Month(Nov)	As of Date
Total Disbursement Authorities Received			
NCA	48,532,918,560.00	140,998,766.00	48,673,917,326.00
NTA	183,241,364.00	-	183,241,364.00
Working Fund		-	
Total Disbursements Authorities Available	48,716,159,924.00	140,998,766.00	48,857,158,690.00
Less: Lapsed NCA	208,126,047.97	-	208,126,047.97
Disbursements *	44,514,794,329.61	3,879,271,250.78	48,394,065,580.39
Balance of Disbursements Authorities as of to date	3,993,239,546.42	(3,738,272,484.78)	254,967,061.64

## Total Disbursements Program

Less: \* Actual Disbursements  
(Over)/Under spending

Previous Report	This Month	As of Date
48,508,033,876.03	140,998,766.00	48,649,032,642.03
44,514,794,329.61	3,879,271,250.78	48,394,065,580.39
3,993,239,546.42	(3,738,272,484.78)	254,967,061.64


Certified Correct:



NILO S. ABAIGAR, MBA, CPA

Chief, AFP Accounting Center

Approved By:



SALVADOR MELCHOR B MISON JR

Lieutenant General AFP

Vice Chief of Staff, AFP

**NCA RELEASES**

DATE	PARTICULARS	NCA #	AMOUNT
07-Dec-18	Posthumous pension claims	BMB-D-18-0027408	17,800,899.00
27-Dec-18	Posthumous pension claims	BMB-D-18-0027971	4,205,004.00
19-Dec-18	Prior years pension	BMB-D-18-0027937	118,992,863.00
	<b>TOTAL</b>		<b>140,998,766.00</b>



SUMMARY OF APPROVED BUDGET, UTILIZATIONS, DISBURSEMENTS AND BALANCES BY OBJECT OF EXPENDITURES  
As of the Quarter Ending December 31, 2018  
(Corrected)

Department : DEPARTMENT OF NATIONAL DEFENSE  
Agency : GENERAL HEADQUARTERS, AFP  
Funding Source Code (as clustered) : TRUST RECEIPTS (07 3 08 602

Particulars	UACS CODE	Approved Budget	Budget Utilization					Disbursements					BALANCES		
		Approved Budgeted Revenue	1st Quarter	2nd Quarter	3rd Quarter	4th Quarter	Total	1st Quarter	2nd Quarter	3rd Quarter	4th Quarter	Total	Unutilized Budget	Unpaid Utilizations (10-15) = (17+18)	
			Ending March 31	Ending June 30	Ending Sep 30	Ending Dec 31		Ending March 31	Ending June 30	Ending Sept. 30	Ending Dec. 31			Due and Demandabl e / Accounts Payable	Not Yet Due and Demandabl e
1	2	3	6	7	8	9	10=(6+7+8+9)	11	12	13	14	15=(11+12+13+14)	16=(3-15)	17	18
<b>SUMMARY</b>															
RFU 72-100		179,711.00				179,711.00	179,711.00				0	179,711.00			
TITLE X		52,595,890.19		27,683,806.27		-	27,683,806.27				179,711.00	179,711.00			
TRUST RECEIPT		252,111,163.81	4,366,562.00	25,195,271.35	53,418,013.20	91,244,651.77	174,224,498.32	4,366,562.00	27,683,806	53,418,013.20	91,244,651.77	27,683,806	24,912,083.92		
PROVIDENT		108,917,870.00		46,786,307.00	48,112,876.00	14,018,687.00	108,917,870.00		25,195,271	46,786,307		174,224,498	77,886,665.49		
UNRF		58,016,811.00		224,952.10		923,500.00	1,148,452.10		46,786,307	48,112,876.00		-	94,899,183		
TOTAL		471,821,446.00	4,366,562.00	99,890,336.72	101,530,889.20	106,366,549.77	312,154,337.69	4,366,562.00	99,890,336.72	101,530,889.20	92,347,862.77	298,135,650.69	173,685,795.31		
<b>A. AGENCY SPECIFIC BUDGET</b>															
Miscellaneous Income	40609990					(112,495)	(112,495)				(112,495)	(112,495.40)			
<b>Maintenance &amp; Other Operating Expenses</b>															
Office Supplies Expenses	50203010			252,749.00			252,749.00		252,749.00			252,749.00			
Semi Expendable Machinery and Equipment Expenses	50203210			8,000.00			8,000.00		8,000.00			8,000.00			
Other Supplies and Materials Expenses	50203990			521,738.63	64,490.40	119,124.00	705,353.03		521,738.63	64,490.40	119,124.00	705,353.03			
Telephone Expenses	50205020			14,700.00	65,868.00		80,568.00		14,700.00	65,868.00		80,568.00			
Other Professional Services	50211990			936,000.00			936,000.00		936,000.00			936,000.00			
Repairs and Maintenance-Buildings	50213040					5,580,146.45	5,580,146.45				5,580,146.45	5,580,146.45			
Repairs and Maintenance-Motor Vehicles	50213060					299,700.00	299,700.00				299,700.00	299,700.00			
Subsidy to Operating Units	50214080			46,786,307.00	48,112,876.00	14,018,687.00	108,917,870.00		46,786,307.00	48,112,876.00	0	94,899,183.00			
Representation	50299030			65,934.00	197,752.50	14,400.00	278,086.50		65,934.00	197,752.50	14,400.00	278,086.50			
<b>Receivable</b>															
Inter-Agency Receivable															
Due from National Government Agencies	10303010			19,600,000.00		2,474,290.92	22,074,290.92		19,600,000.00		2,474,291	22,074,290.92			
Intra-Agency Receivable															
Due from Operating Units	10304040					1,246,136.00	1,246,136.00			0	1,246,136	1,246,136.00			
<b>Capital Outlays</b>															
Property, Plant and Equipment Outlay															
Semi Expendable Communication Equipment	10405070					9,900.00	9,900.00				9,900.00	9,900.00			
Semi Expendable Furniture & Fixtures	10406010					265,469.03	265,469.03				265,469.03	265,469.03			

**SUMMARY OF APPROVED BUDGET, UTILIZATIONS, DISBURSEMENTS AND BALANCES BY OBJECT OF EXPENDITURES**  
As of the Quarter Ending December 31, 2018  
(Corrected)

Department : DEPARTMENT OF NATIONAL DEFENSE  
Agency : GENERAL HEADQUARTERS, AFP  
Funding Source Code (as clustered) : TRUST RECEIPTS (07 3 08 602

Particulars	UACS CODE	Approved Budget	Budget Utilization					Disbursements					BALANCES		
		Approved Budgeted Revenue	1st Quarter	2nd Quarter	3rd Quarter	4th Quarter		1st Quarter	2nd Quarter	3rd Quarter	4th Quarter		Unutilized Budget	Unpaid Utilizations (10-15) = (17+18)	
			Ending	Ending	Ending	Ending	Total	Ending	Ending	Ending	Ending	Total		Due and Demandabl e / Accounts Payable	Not Yet Due and Demandabl e
1	2	3	6	7	8	9	10=(6+7+8+9)	11	12	13	14	15=(11+12+13+14)	16=(3-15)	17	18
Machinery and Equipment Outlay															
Machinery	10605010			544,967.00			544,967.00		544,967.00			544,967.00			
Office Equipment	10605020		-	1,098,600.00	741,390.00	854,000.00	2,693,990.00		1,098,600.00	741,390	854,000.00	2,693,990.00			
Communication Equipment	10605070			-	57,800.00	3,906,619.90	3,964,419.90			57,800	3,906,620	3,964,419.90			
Firefighting Equipment and Accessories	10605090			-	1,064,572.00		1,064,572.00			1,064,572		1,064,572.00			
Transportation Equipment															
Motor Vehicle	10606010		-	6,100,000.00	12,505,320.00	698,325.00	19,303,645.00		6,100,000.00	12,505,320	698,325.00	19,303,645.00			
Infrastructure Assets				-			-					-			
Power Supply System	10603050			273,250.00	1,959,198.00		2,232,448.00		273,250.00	1,959,198		2,232,448.00			
Other Assets															
Construction in Progress	10699020				33,752,061.03	35,121,869.18	68,873,930.21			33,752,061	35,121,869	68,873,930.21			
Prepayments															
Advances to Contracrors	19902010			7,426,877.93	1,779,113.42	(5,268,280.39)	3,937,710.96		7,426,877.93	1,779,113	(5,268,280)	3,937,710.96			
Trust Liabilities															
Guarantee/Security Deposit Payable	20401040			(912,822.84)	(3,684,032.15)	(3,332,475.92)	(7,929,330.91)		(912,822.84)	(3,684,032)	(3,332,475.92)	(7,929,330.91)			
Due to Operating Units	20301040		4,366,562.00	17,174,036.00	4,914,480.00	50,471,134.00	76,926,212.00	4,366,562.00	17,174,036.00	4,914,480	50,471,134.00	76,926,212.00			
<b>TOTAL</b>			<b>4,366,562.00</b>	<b>99,890,336.72</b>	<b>101,530,889.20</b>	<b>106,366,549.77</b>	<b>312,154,337.69</b>	<b>4,366,562.00</b>	<b>99,890,336.72</b>	<b>101,530,889.20</b>	<b>92,347,862.77</b>	<b>298,135,650.69</b>			
<div> <div> Certified Correct:    <b>NILO B. ABAIGAR, MBA, DPA</b>  Chief, AFP Accounting Center </div> <div> Approved By:    <b>SALVADOR MELCHOR B MISON JR</b>  Lieutenant General      AFP  Vice Chief of Staff, AFP </div> </div>															

MONTHLY REPORT OF DISBURSEMENTS  
For the Month of December 2018

Department: DEPARTMENT OF NATIONAL DEFENSE  
Agency: GENERAL HEADQUARTERS, AFP  
Operating Unit: AFP and AFP Wide Service Support Units (APFWSSUS)  
Organization Code (UACG): 17 010 17 0001  
Funding Source Code: 01 1 01 101

PARTICULARS	CURRENT YEAR BUDGET				PRIOR YEAR'S BUDGET					GRAND TOTAL	GRAND TOTAL		
	PS	MOOE	CO	TOTAL	PRIOR YEAR'S ACCOUNTS PAYABLE			CURRENT YEAR'S PAYABLE			PS	MOOE	TOTAL
					PS	MOOE	Sub-Total	MOOE	Sub-Total				
Notice of Cash Allocation (NCA)													
MDS Checks Issued	57,133,355.59	213,256,938.28	-	270,390,293.87	31,790.80	16,105,699.83	16,137,490.63	-	16,137,490.43	366,526,882.29	37,165,146.32	309,591,735.91	366,526,882.29
Advice to Debit Account	163,900,643.00	66,852,361.00	-	230,752,004.00	254,544.65	9,643,090.31	9,897,634.96	-	9,897,634.05	240,068,640.36	183,155,188.25	75,911,452.11	240,038,640.36
Working Fund (NCA Issued to BTA)													
Tax Remittance Advances Issued (TRA)	11,116,519.47	5,675,149.26	-	16,791,668.73		1,507,553.23	1,507,583.26	-	1,507,583.26	18,309,651.90	11,116,519.47	7,124,132.52	18,309,651.90
Cash Disbursement Ceiling (CDC)													
Non-Cash Availment Authority (NCAA)													
Others (Customs Duties)		212,727,218.00	-	212,727,218.00									
GRAND TOTAL	232,150,528.66	878,527,765.34	-	1,110,678,294.00	266,325.35	26,656,773.20	26,943,098.55	-	26,943,098.55	213,227,218.00	232,456,654.10	212,727,218.00	212,727,218.00

SUMMARY:

26,943,098.55

213,227,218.00

232,456,654.10

605,164,538.54

337,621,392.64

SUMMARY:

	Previous Report	This Month (Dec)	As of 31 Dec 2018
Total Disbursement Authorities Received			
NCA	24,426,518,102.62	209,977,537.00	24,714,565,639.62
NCA/DBD-D-10-002010	1,750,022.69		
NCA/DBD-D-10-002010	2,127,638.69		
NCA/DBD-D-10-002010	41,347.59		
NCA/DBD-D-10-002010	228,129,000.00		
NCA/DBD-D-10-002010	43,715,739.09		
Working Fund			
TRA	157,637,752.83	16,303,651.93	173,941,404.76
CDC			
NCAA			
Others: Customs Duties	432,913,914.00	212,727,218.00	645,641,132.00
Less: Balance of Transfer Allocations (BTA) Issued	15,474,357,293.68	287,500,992.00	15,761,858,285.68
Total Disbursements Authorities Available	9,542,112,476.72	232,204,504.93	9,774,316,981.71
Less: Lapsed NCA	35,192,700.68	66,782,879.23	101,945,579.91
Disbursements	9,457,756,018.16	637,521,392.64	10,095,277,410.80
PITC Check Issuance date 14 Feb 2018**	375,000,000.00		375,000,000.00
Balance of Disbursements Authorities as of to date	674,169,757.88	(674,169,757.88)	

	Previous Report	This Month (Dec)	As of 31 Dec 2018
Total Disbursements Program	9,542,112,476.72	232,204,504.93	9,774,316,981.71
Less: Actual Disbursements	9,557,342,716.84	906,374,262.87	10,463,716,979.71
(Over)/Under Spending	(674,169,757.88)	(674,169,757.88)	

Note: PITC Check is subsequently cancelled 23 March 2019.  
ACIC for the P375M has been taken up by the bank in March  
per LBP Certification dated 13 Apr 2018.\*\*

Checks Issued for the Month of December:  
27th FSU 153037-157469  
Disbursing 1570512-1570526  
17th FSU 1590369-1590460  
CPO 1572330-1572139

Certified Correct:

MILO B ABAICAR, CPA  
Chief, AFP Accounting Center

Approved By:

LTJEN SALVADOR MELCHOR B MISON JR AFP  
Vice Chief of Staff